



PAINTED
COLLECTION

DESIGNED TO LOVE

LOVE YOUR KITCHEN

WELCOME TO THE **PAINTED** COLLECTION

What's your colour? ...

The Painted Collection is a new range of timber ash painted doors from K Kitchens. There are **30 styles** available comprising **15 inspirational colours** in 2 door styles giving you endless opportunities to create your dream kitchen.

Whatever your personal taste and however you choose to live your life, we have the colours for you.

Inspired by the very best of British craftsmanship, our expertise in design and manufacture of high quality kitchen furniture allows us to offer you a collection of colours that are not only attractive and functional, but also reflect your lifestyle.

Of course, each kitchen comes with the usual quality specification you expect from K Kitchens. Our cabinets are tested for heavy duty wear to **FIRA**, the industries highest standard in quality assurance, and come with full extension soft close drawers and hinges as standard. Only then do we give it our **10 year guarantee**.

Let us help bring your dream kitchen to life



01



02



03

Illustrated in Ivory

AMBLESIDE

A traditional kitchen that makes you feel instantly at home. The Ambleside is made using real timber which has texture and individual characteristics. The distinctive painted finish and grain patterns confirm the natural origins of this kitchen. Love your kitchen.




- 01 Ornate solid timber details add character and quality in any setting
- 02 Solid timber accessories allow you to create a truly individual feel
- 03 Our natural wicker storage baskets are ideal for everything from linen to vegetables





Illustrated in French Grey & Lockett



01



02



03

LYNTON

A versatile kitchen, perfect for the period or contemporary home. Choosing the Lynton's solid wooden doors means that your kitchen is natural, beautiful and completely unique. The Shaker panelling with visible graining showing the painted finish, provides the perfect canvas to express yourself. Love your kitchen.



- 01 Add character with clever storage solutions that maximise your space
- 02 Every member of the family can relax in this beautiful kitchen
- 03 Individualise your own space



AMBLESIDE LOVE YOUR COLOURS

Once you've selected your Ambleside kitchen, you can personalise it to your hearts content with our unique range of furniture solutions. The natural grain of the solid timber works with the painted finish to add real character.



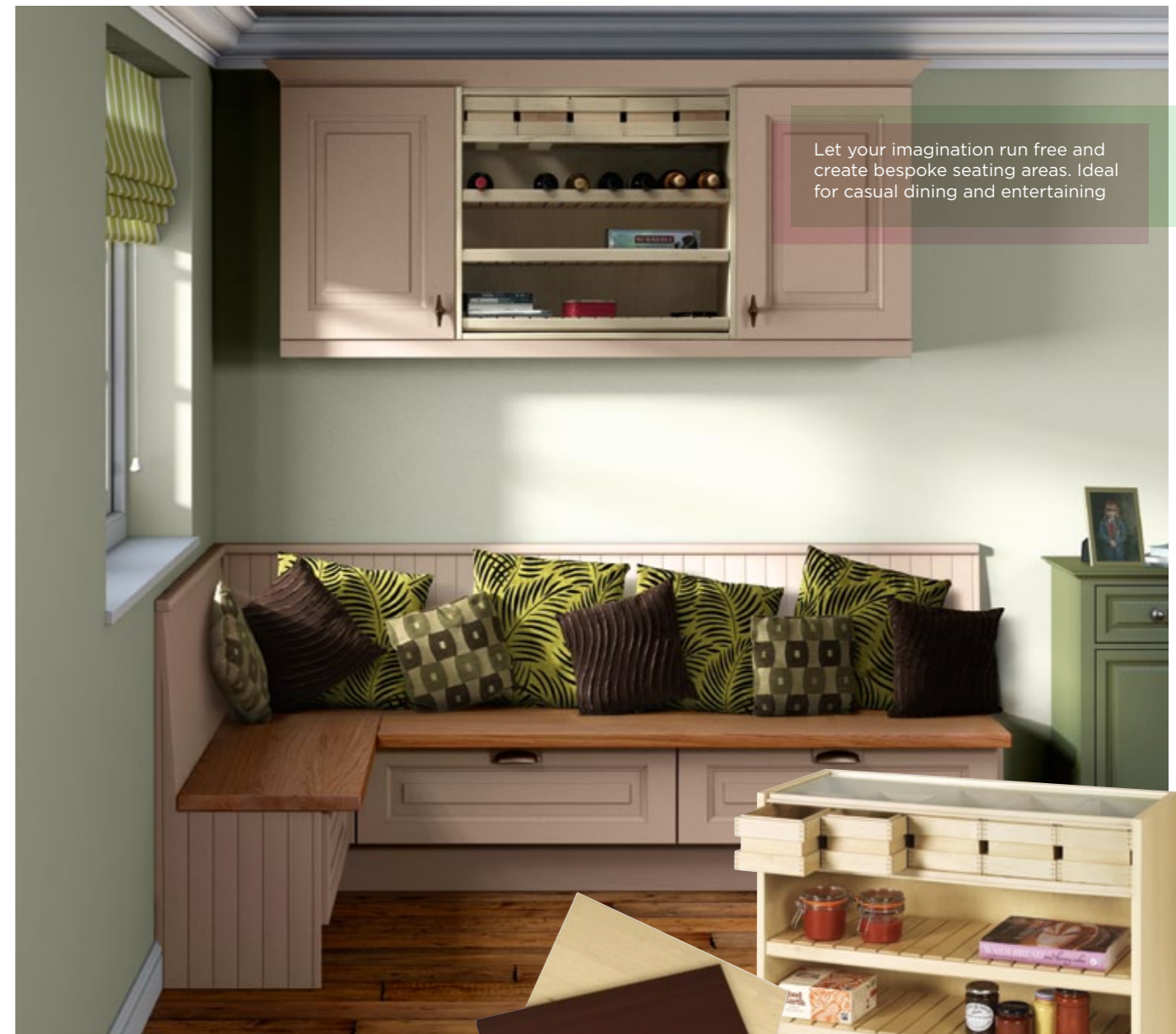
Finishing touches using tongue and groove panelling



Create those interesting curves



Traditionally turned timber pilasters add authentic detail



Unique storage solutions. Available in two natural colours, Hornbeam (pictured) and Thermal Ash



Wine rack unit in Stone



As practical as it is beautiful, a plate rack in Beauvais

LYNTON LOVE YOUR COLOURS

To create your perfect Lynton kitchen we have some unique ideas to enable you to add your signature to the hub of your home.



Our range of furniture solutions are equally at home in your living and dining areas, allowing you to coordinate with your kitchen style



Workstation area for office or homework



Create a bespoke piece of furniture that looks great and uses maximum storage space



personalise your kitchen with a chalk board!


Little features make all the difference



Combine your painted doors with contrasting solid oak from our K Kitchen range. Shown here in French Grey with Knightsbridge

HANDLES TO LOVE

It's the details that count. Our range of 20 distinctive wooden and metal door handles give you all the choice that you need to create a truly individual kitchen.




Mix handle styles to create a truly unique look. Illustrated here with Lynton doors in Lockett and Blue

QUALITY TO LOVE


British craftsmanship in combination with German technology - a winning recipe for a quality kitchen.



QUALITY DRAWERS
Luxury soft close drawers that can take up to 40kg in weight



QUALITY HINGES
6 way, 100 degree adjustable hinges can be quickly released providing easy alignment and installation



CABINET
18mm durable cabinet

BASE UNITS
Base units on legs, providing height adjustment for uneven floors and protecting units against penetrating damp

SOLID BACKS
All complete with 8mm solid backs and concealed hanging brackets on the wall units

WORKTOP FITTINGS
Quality fittings for ease of installation

65mm SERVICE GAP

ADJUSTABLE BACK RAIL
Offers a full height back or access gap

SHELF SUPPORT CLAMP
Fits above a shelf ensuring it cannot be accidentally dislodged from its support

CONCEALED CAM & DOWEL CONSTRUCTION
Giving extra strength and rigidity

CABINET SUPPORT SYSTEM
Base units on fully adjustable legs, providing 30mm of tolerance. Clip-on plinths in co-ordinating wood or metallic effect give easy access under cabinets



AMBLESIDE COLOURS TO LOVE

Combine Ambleside doors with a variety of our 15 inspirational colours to create endless opportunities.



Ambleside illustrated in Lockett, Thistle and Cream



Beauvais



Bowler



Ivory



Blue



French Grey



Stone



White



Cream




Plaster




Cappuccino



Lockett



Terracotta



Thistle



Barn



Blush

LYNTON COLOURS TO LOVE

Mix any of our 15 individual Lynton colours to enhance and personalise your kitchen.




Lynton door illustrated in Blush, Lockett and Thistle



Beauvais



Bowler



Ivory




Blue



French Grey



Stone



White



Cream



Plaster



Cappuccino



Lockett



Terracotta



Thistle



Barn



Blush



PAINTED COLLECTION

DESIGNED TO LOVE

www.k-kitchens.com

Natural timber grain shows through on a Lynton door painted in French Grey
All colours are as accurate as the printing process will allow. 06/11